

Interface®

Notre offre de produits LVT.

Des sols LVT esthétiques et performants, faits en vinyle recyclé.



Des possibilités infinies.

Nos LVT et nos dalles de moquette sont conçus pour s'associer parfaitement, sans barre de seuil. Cette combinaison harmonieuse de sols durs et souples, associée à une infinité de motifs et de couleurs, vous permet de créer des designs au sol saisissants. Avec notre gamme de produits et les services Interface, vous disposerez de toutes les ressources nécessaires pour relever les défis de votre prochain projet et créer des espaces que leurs occupants adoreront.

De plus, nos sols LVT contiennent au moins 39 % de contenu recyclé, offrant une solution éco-responsable pour des intérieurs bas carbone, performants et esthétiques. Tous les LVT Interface sont également dotés de notre sous-couche Sound Choice™, conçue pour réduire les nuisances sonores même sur des sols durs et créer des environnements propices à la concentration.

Nos collections LVT.

Bois	20
Earthen Forms - Crossroads	22
Earthen Forms - On Grain	24
Fresco Valley - Great Heights	26
Level Set - Natural Woodgrains	28
Level Set - Textured Woodgrains	30
Northern Grain	32
Pierre & Béton	34
Earthen Forms - Hearth	36
Fresco Valley - Cliff	38
Fresco Valley - Ridge	40
Level Set - Natural & Textured Stones	42
Look Both Ways - Walk of Life	44
Look Both Ways - Walk the Aisle	46
Look Both Ways - Walk About	48
Abstrait	50
Brushed Lines	52
Drawn Lines	54
Iridescence	56
Look Both Ways - Walk on By	58







Iridescence - Earth



Hearth - Petra
On Grain - Bespoke Timber





Brushed Lines - Sandalwood & Mousse

Great Heights - White Oak





A close-up photograph of several weathered wooden planks, likely from an old building or ship. The planks are arranged diagonally across the frame, showing a rich, textured grain with various shades of brown, tan, and grey. There are several knots and small holes visible in the wood. The lighting is natural, highlighting the texture and imperfections of the aged wood. A solid teal bar is positioned at the top left corner, and a white bar is at the bottom left corner.

Bois

Earthen Forms



Crossroads



A03401 CORNERSTONE



A03402 MATERIA



A03403 STEPPING STONE



A03404 STRATA

*Glissance humide - Test de la rampe - Valeur R

Earthen Forms

On Grain



A03301 WHITE OAK VENEER



A03303 HONEYED OAK



A03305 BESPOKE TIMBER



A03307 PALE ASH



A03302 EUROPEAN WALNUT



A03304 OILED WALNUT



A03306 GOLDEN OAK



A03308 SMOKEY ASH

*Glissance humide - Test de la rampe - Valeur R



Fresco Valley

Great Heights



R10* Ceramor+™

A02501 GREY PINE



R10* Ceramor+™

A02502 HARD MAPLE



R10* Ceramor+™

A02503 WHITE OAK



R10* Ceramor+™

A02504 DOUGLAS FIR



R10* Ceramor+™

A02505 SEQUOIA



R10* Ceramor+™

A02506 BIRCH

*Glissance humide - Test de la rampe - Valeur R



Great Heights - Douglas Fir

Level Set

Natural Woodgrains



R9*

A00201 BLACK WALNUT



R9*

A00203 CHESTNUT




R9*

A00204 BEECH



R9*

A00205 STORM



R9*

A00206 WINTER GREY



R9*

A00207 WASHED WHEAT



R9*

A00208 SAND DUNE



R10*

A00210 TEAK



R10*

A00212 CEDAR



R10*

A00214 BAMBOO

*Glissance humide - Test de la rampe - Valeur R




Level Set Natural Woodgrains - Beech, UR102 - Granite

Level Set

Textured Woodgrains



A00403 DISTRESSED HICKORY



A00405 GREY DUNE



A00406 ANTIQUE LIGHT OAK



A00407 WHITE WASH



A00414 ANTIQUE MAPLE



A00415 ANTIQUE OAK



A00416 ANTIQUE DARK OAK



A00417 SILVER DUNE



A00418 CHARCOAL DUNE



A00419 ANTIQUE ASH OAK



A00420 RUSTIC CASHEW



A00421 RUSTIC OAK



A00422 RUSTIC HICKORY



A00423 RUSTIC ASH



A00424 RUSTIC BIRCH

*Glissance humide - Test de la rampe - Valeur R



Level Set Textured Woodgrains - Silver Dune

Northern Grain



A02601 GLAZED OAK



A02602 CHIFFON OAK



A02603 BARE OAK



A02604 DRIED OAK



A02605 NORDIC WASH



A02606 ANTIQUE WASH



A02607 DARK WASH



A02608 GREY WASH



A02609 AGED SATIN



A02610 NATURAL SATIN



A02611 OAK SATIN



A02612 DARK SATIN


*Glissance humide - Test de la rampe - Valeur R



Pierre & Béton

Earthen Forms


Hearth



A03501 PETRA



A03502 GRIS



A03503 SANDSTONE



A03504 MARBLE DUST

*Glissance humide - Test de la rampe - valeur R



Fresco Valley

Cliff




A02401 LAPIS



A02402 SANDSTONE



A02403 LIMESTONE



A02404 ALABASTER



A02405 GRANITE



A02406 IRONSTONE

*Glissance humide - Test de la rampe - Valeur R



Fresco Valley


Ridge



A02301 PHANTOM



A02302 SHADE



A02303 SAGE



A02304 AGATE



A02305 MUSHROOM



A02306 BOULDER

*Glissance humide - Test de la rampe - valeur R




Ridge - Shade

Level Set

Textured Stones



A00301 POLISHED CEMENT



A00302 COOL POLISHED CEMENT




A00303 WARM POLISHED CEMENT




A00304 EMPERADOR GRAY



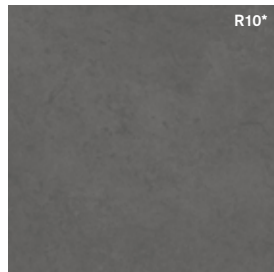
A00307 CHESTNUT HORSEHAIR



A00308 LIGHT CONCRETE



A00309 MEDIUM CONCRETE




A00310 DARK CONCRETE




A00311 DISTRESSED CONCRETE

Natural Stones



A00101 JET MIST

R10*



A00103 COOL IMPALA MARBLE


*Glissance humide - Test de la rampe - valeur R




Level Set Textured Stones - Distressed Concrete

Look Both Ways


Walk of Life




A01201 WARM ASH



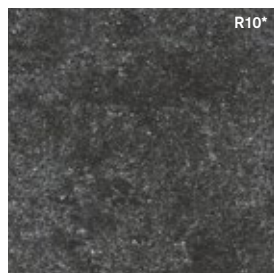
A01202 PUMICE



A01203 COOL ASH



A01204 CARBON




A01205 CHARCOAL

*Glissance humide - Test de la rampe - valeur R




Look Both Ways


Walk the Aisle




A01301 WARM ASH



A01302 PUMICE



A01303 COOL ASH



A01304 CARBON


*Glissance humide - Test de la rampe - Valeur R




Walk the Aisle - Carbon

Look Both Ways


Walk About



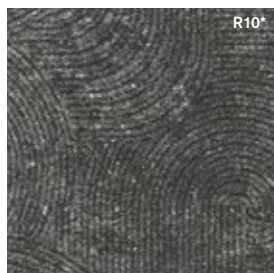
A01401 WARM ASH



A01402 PUMICE



A01403 COOL ASH



A01404 CARBON

*Glissance humide - Test de la rampe - Valeur R



Walk About - Pumice, Step this Way - Alba


A close-up photograph of a textured surface, likely a reptile's skin or an abstract material. The texture is composed of irregular, overlapping scales or cells in shades of blue and teal, set against a darker brown background. The lighting creates highlights and shadows, emphasizing the three-dimensional quality of the texture.

Abstrait

Brushed Lines

 R10*	 R10*
A01621 ARBELLA	A01607 POWDER
 R10*	 R10*
A01603 MIST	A01608 SANDALWOOD
 R10*	 R10*
A01618 CELADON	A01610 BISQUE
 R10*	 R10*
A01617 DEW	A01611 MOUSSE
 R10*	 R10*
A01613 BLUSH	A01612 SOFT SHADOW
 R10*	 R10*
A01601 TALC	A01614 HONEY
 R10*	 R10*
A01602 ALABASTER	A01615 HENNA
 R10*	 R10*
A01604 GALENA	A01616 ROUGE
 R10*	 R10*
A01605 GRAPHITE	A01622 DEEP COBALT
 R10*	 R10*
A01606 KOHL	A01620 TEAL OXIDE

*Glissance humide - Test de la rampe - Valeur R




Brushed Lines - Graphite

Drawn Lines




R10*

A00902 TOPAZ



R10*

A00903 BRONZE



R10*

A00904 SMOKEY QUARTZ




R10*

A00905 AMBER



R10*

A00906 AQUAMARINE



R10*

A00907 ONYX



R10*

A00908 SILVER



R10*

A00909 DIAMOND



R10*

A00910 OPAL



R10*

A00911 AMETHYST

*Glissance humide - Test de la rampe - valeur R




Iridescence



A01901 POLAR



A01902 SHADOW




A01903 CLAY



A01904 NIGHT



A01905 HERB




A01906 WAVE



A01907 FROST




A01908 INK




A01909 REEF



A01910 GOLDEN




A01911 EARTH



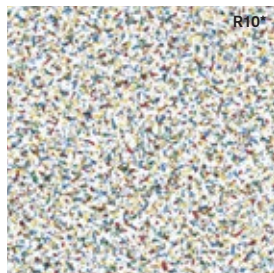
A01912 BLOSSOM

*Glissance humide - Test de la rampe - Valeur R




Look Both Ways

Walk on By



A01501 POLYCHROME



A01502 MONOCHROME

*Glissance humide - Test de la rampe - Valeur R



Walk on By - Monochrome, Step in Time - Jet



16dB

Des performances acoustiques supérieures.

Notre revêtement de sol LVT dispose de la sous-couche intégrée Sound Choice™ pour des performances acoustiques supérieures. En minimisant le bruit, ce revêtement de sol peut ainsi aider à augmenter la productivité tout en créant un espace de confort et de style.

Un style à l'épreuve du temps.

Nos collections LVT utilisent un revêtement en perles de céramique Ceramor™ - conférant à un style esthétique une finition durable dans le temps, qui résiste aux égratignures. Avec cette résistance à l'abrasion, vous pouvez aimer votre revêtement de sol LVT pour les années à venir.

Earthen Forms, Fresco Valley et Northern Grain sont dotés de Ceramor+™ qui permet d'atteindre le classement R10, indiquant un faible potentiel de glissement.

Europe, Middle East & Africa

AE	+971 44508175
AT	+43 1 8102839
BA	+387 33 522 534
BE	+32 2 475 27 27
BG	+359 2 808 303
BY	+375 17 226 75 14
CH	+41 44 913 68 00
CZ	+42 0 233 087 111
DE	+49 2151 3718 0
DK	+45 33 79 70 55
EE	+372 6518 313
ES	+34 932 418 750
EG	+(202) 3760 7818
FR	+33 1 58 10 20 20
GR	+30 211 2120820
HR	+385 14 62 30 63
HU	+36 1 349 6545
IE	+353 1 679 8466
IL	+972 97403034
IT	+39 02 890 93678
KZ	+7 701 391 88 13
LT	+370 37 337332
LV	+371 672 18 744
NL	+31 33 277 5555
ME	+381 11 414 92 00
MK	+389 2 323 01 89
NO	+47 23 12 01 70
PL	+48 22 862 48 40
PT	+351 217 122 740
RO	+40 21 317 12 40/42/43/44
RS	+381 11 414 92 00
SA	+966 554622263
SE	+468 241 230
SK	+421 911 104 073
SI	+386 8 205 4007
TR	+ 90 212 248 97 77
UA	+38(044)238 27 67
UK	+44 (0)800 3134465
ZA	+27 11 608 4270

www.interface.com



Le changement climatique est un fait prouvé, mais qui peut être inversé. Notre mission est de le prouver. Rejoignez #ClimateTakeBack et aider nous à créer un climat propice à la vie.